



Aberforth Smaller Companies Trust plc

Monthly Factsheet

31 March 2026

Fund structure

The Fund is a closed ended investment company and its Ordinary shares are listed on the Main Market of the London Stock Exchange.

Manager: Aberforth Partners

The Fund is managed by Aberforth's investment team of six fund managers:

| | |
|---------------------|-----------------|
| Sam Ford | Jeremy Hall |
| Euan Macdonald | Peter Shaw |
| Rob Scott Moncrieff | Duncan MacInnes |

Further information on the investment team is available at www.aberforth.co.uk.

Benchmark: DNSCI (XIC)

The Fund's benchmark and primary investment universe is the Deutsche Numis Smaller Companies Index (excluding Investment Companies). This index is rebalanced every January and its profile at the date of this Factsheet was:

| | |
|---|--------|
| Number of companies | 344 |
| Total market value | £163bn |
| Largest constituent | £2.5bn |
| Largest constituent if index rebalanced at Factsheet date | £2.6bn |

Key Fund information

| | |
|----------------------------|------------|
| Total investments | £1,384m |
| Number of investments | 81 |
| Active share | 79.6% |
| Gearing - bank debt in use | £100m |
| Net gearing/(liquidity) | 7.2% |
| Total net assets | £1,291m |
| Ordinary shares in issue | 78,674,605 |
| NAV | 1,640.59p |
| Share price | 1,450.00p |
| Discount/(premium) | 11.6% |
| Market value | £1,141m |
| Launch date | 10 Dec 90 |
| Next year-end | 31 Dec 26 |

Fees & charges

| | |
|--|-------|
| Management fee* (12m to 31 Dec 25) | 0.73% |
| Performance fee | None |
| Ongoing charges (at 31 Dec 25 & includes Management fee) | 0.80% |

* Further details of the Management fee are available at <https://www.aberforth.co.uk/trusts-and-funds/aberforth-smaller-companies-trust-plc/>.

Yield & dividends

| | |
|-----------------------------------|--------|
| Yield | 3.2% |
| Interim dividend (paid 28 Aug 25) | 14.30p |
| Final dividend (paid 9 Mar 26) | 32.50p |
| Special dividend (paid 9 Mar 26) | 12.00p |

Objective

The Fund's objective is to achieve a total return greater than that of the DNSCI (XIC) over the long term by investing in a diversified portfolio of small UK quoted companies.

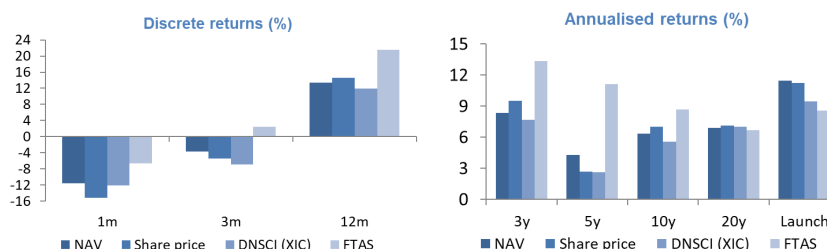
Investment style: Value

Aberforth are value investors who buy shares in companies that they calculate to be selling below their intrinsic value. This is determined through detailed financial and industrial analysis, combined with a valuation approach that focuses on both stockmarket and corporate worth.

Investment performance (annualised total returns)

| Growth (%) | 1m | 3m | 12m | 3y | 5y | 10y | 20y | Launch |
|-------------|-------|------|------|------|------|-----|-----|--------|
| NAV | -11.6 | -3.7 | 13.4 | 8.3 | 4.3 | 6.4 | 6.9 | 11.5 |
| Share price | -15.2 | -5.4 | 14.5 | 9.5 | 2.7 | 7.0 | 7.1 | 11.2 |
| DNSCI (XIC) | -12.1 | -6.9 | 11.9 | 7.7 | 2.6 | 5.6 | 7.0 | 9.5 |
| FTAS | -6.7 | 2.4 | 21.5 | 13.3 | 11.1 | 8.7 | 6.7 | 8.5 |

Notes: 1m & 3m returns not annualised; Launch date = 10 Dec 90; FTAS = FTSE All-Share Index.



Monthly investment commentary: March

The Middle East conflict drove sharp rises in energy prices, heightening inflation concerns and pushing up bond yields. Stockmarkets fell on expectations of lower economic growth alongside the possibility of interest rate hikes from central banks. UK equities were caught up in the weakness. Small companies were worse affected, particularly in areas perceived to be at a greater risk of subdued demand. The FTSE All-Share declined 6.7% and the DNSCI (XIC) small cap index by 12.1%. The Fund fell by 11.6%.

The largest detractors to performance were stocks vulnerable to an economic slowdown. While it remains too early to measure the impact of the war on the economy, share prices have already been affected.

Poor performers included housebuilder **Crest Nicholson**, which would suffer from lower buyer confidence, higher interest rates and inflation in its cost base. Shares declined alongside sector peers and ended March at a valuation of roughly one third of latest reported tangible book value.

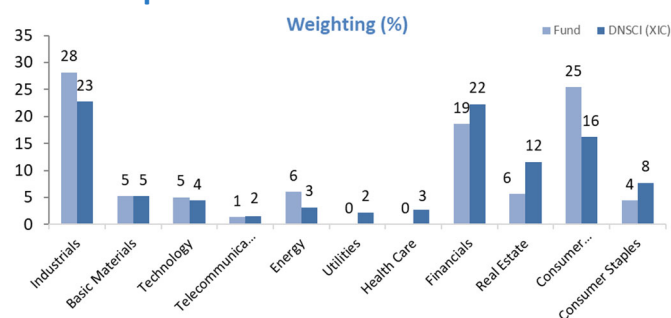
On a similar theme to the builders, sofa retailer **DFS Furniture** saw its shares fall sharply on renewed fears for large ticket household purchases. Industrial stocks within the Fund that fell on concerns around lower demand included **Vesuvius**, **Morgan Advanced Materials** and **Bodycote**.

While weakness was broad based, oil and gas exposure was a pocket of strength for the Fund. **EnQuest**, **Pharos** and **Serica** rose against the backdrop of increased realisable prices for their products. Elsewhere, **CMC Markets**, which benefits from periods of financial market volatility, performed well.

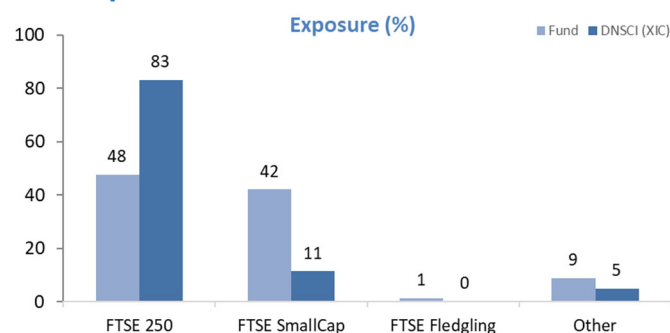
Top 10 equity investments

| Name | Activity | % |
|----------------------------------|--|-----|
| CMC Markets | Financial derivatives trading platform | 3.6 |
| Ashmore Group | Investment manager | 2.9 |
| EnQuest | Oil and gas exploration and production | 2.8 |
| Vesuvius | Metal flow engineering | 2.8 |
| Rathbones Group | Wealth management | 2.8 |
| ZIGUP | Van rental | 2.8 |
| XP Power | Power controls | 2.5 |
| Marstons | Pub operator | 2.4 |
| Jupiter Fund Management | Investment manager | 2.3 |
| Morgan Advanced Materials | Manufacturer of carbon and ceramic materials | 2.2 |

Sector exposure



Size exposure



Gearing

The Fund has a bank debt facility of £130m available for use as gearing by the Manager at any time. The net gearing/(liquidity) figure shown in the Key Fund information section indicates the percentage by which the total value of investments exceeds the total net assets.

Continuation vote & share buy-backs

The continuation of the Fund is voted on by shareholders at every 3rd AGM. The next vote will occur at the AGM in March 2029.

The Fund operates a share buy-back policy. A list of the buy-back transactions during the last 5 years is available at www.aberforth.co.uk.

Data sources & calculations

All data supplied by Aberforth, except DNSCI (XIC) data (from Deutsche Numis/Paul Marsh and Elroy Dimson – London Business School) and FTSE data (from FTSE International Limited).

Performance returns are total returns after all expenses and assume reinvestment of dividends. Yield is based on the Fund's trailing 12 months' dividends (excluding Specials). Active share is a measure of how the Fund's portfolio differs from the DNSCI (XIC). Small companies are represented by the DNSCI (XIC). Large companies are represented by the FTAS.

Risk warnings

Capital may be at risk as the value of investments may go down as well as up and is not guaranteed; therefore investors may not get back the amount originally invested. Past performance is not a guide to future performance, nor a reliable indicator of future results or performance.

Investments in shares of smaller companies are generally considered to carry a higher degree of risk as the market for their shares may be less liquid than that for shares of larger companies, making shares of smaller companies more difficult to buy and sell.

The performance of shares of smaller companies may be more volatile than the shares of larger companies over short time periods; therefore investors should regard such investments as long term.

There can be no guarantee that the investment objective of the Fund will be achieved or provide the returns sought by the Fund.

An investment in the Fund is only suitable for investors who are capable of evaluating the merits and risks of such an investment and who have sufficient resources to be able to bear any losses which may arise from such an investment (which may be equal to the whole amount invested). Such an investment should be regarded as long term in nature and complementary to existing investments in a range of other financial assets and should not form a major part of an investment portfolio.

An investment trust is a public limited company, the shares of which are traded on the main market of the London Stock Exchange. Accordingly, the ability of shareholders to sell their shares will be dependent on the market price of the shares. The shares may trade at a discount or premium to their net asset value.

Investment trusts may borrow money in order to make further investments. This is known as gearing. The effect of gearing can enhance returns to shareholders in rising markets but will have the opposite effect on returns in falling markets.

Further information on the Fund, including the Key Information Document, is available on request or via the Aberforth website www.aberforth.co.uk.

Aberforth Partners LLP does not provide retail investors with investment advice.

This document has been issued for information purposes only. It does not contain any investment recommendations or an invitation to invest in the Fund. Investors should seek advice from an authorised financial adviser prior to making investment decisions.

FTSE® is a trade mark of the London Stock Exchange Group companies and is used by FTSE International Limited under licence. All rights in the FTSE indices and/or FTSE ratings vest in FTSE and/or its licensors. Neither FTSE nor its licensors accept any liability for any errors or omissions in the FTSE indices and/or FTSE ratings or underlying data and no party may rely on any FTSE indices, ratings and/or underlying data contained in this communication. No further distribution of FTSE data is permitted without FTSE's express written consent. FTSE does not promote, sponsor or endorse the content of this communication.

Security codes & other information

| Ordinary shares of 1p | Other information |
|-----------------------|---------------------------|
| SEDOL: 0006655 | Launched: 10 Dec 90 |
| ISIN: GB0000066554 | Next year-end: 31 Dec 26 |
| TIDM: ASL | LEI: 213800GZ9WC73A92Q326 |

Subscribe & contact

If you wish to subscribe to this Factsheet, or have any queries regarding its content, please contact Aberforth's Investor Support team:

(T) 0131 220 0733

(E) investors@aberforth.co.uk