

# Aberforth UK Small Companies Fund

## Monthly Factsheet

31 December 2025

### Fund structure

The Fund is an authorised unit trust scheme under the Financial Services & Markets Act 2000 and also a UCITS scheme as defined by the Collective Investment Schemes Sourcebook. The Fund is open-ended and issues Accumulation (Acc) and Income (Inc) units.

### Manager: Aberforth Partners

The Fund is managed by Aberforth's investment team of six fund managers:

Sam Ford	Jeremy Hall
Euan Macdonald	Peter Shaw
Rob Scott Moncrieff	Duncan MacInnes

Further information on the investment team is available at [www.aberforth.co.uk](http://www.aberforth.co.uk).

### Benchmark: DNSCI (XIC)

The Fund's primary investment universe is the Deutsche Numis Smaller Companies Index (excluding Investment Companies). It is used as a target and comparator benchmark. The DNSCI (XIC) index is rebalanced every January and its profile at the date of this Factsheet was:

Number of companies	352
Total market value	£179bn
Largest constituent	£2.5bn
Largest constituent if index rebalanced at Factsheet date	£2.5bn

### Key Fund information

Total investments	£162m
Number of investments	78
Active share	80.0%
Total net assets	£164m
Issue price (Acc)	£370.44
Cancellation price (Acc)	£364.53
Issue price (Inc)	£228.15
Cancellation price (Inc)	£224.51
Launch date	20 Mar 91
Next year-end	31 Dec 26

### Fees & charges

Ongoing charges (at 30 Jun 25 & includes Management fee)	0.81%
Management fee	0.75%
Performance fee	None
Initial/exit charges	0%
Dealing spread	1.61%

### Yield & distributions (Inc units)

Yield	3.4%
Interim distribution (paid 31 Aug 25)	407.5709p
Final distribution (paid 28 Feb 25)	360.3761p

### Objective

The investment objective of the Fund is to seek to achieve a total return, calculated on an income reinvested basis, greater than the Deutsche Numis Smaller Companies Index (excluding Investment Companies) over the long term, with the focus on rolling five year periods.

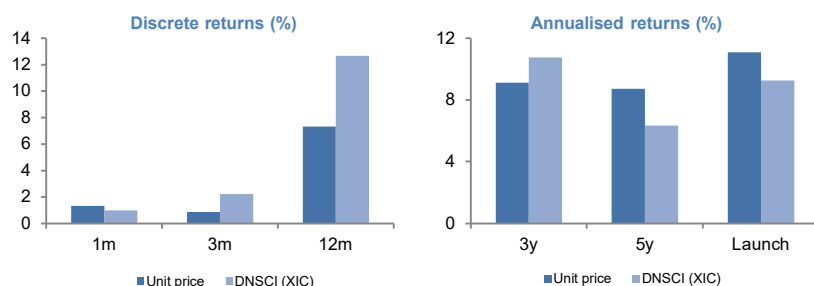
### Investment style: Value

Aberforth are value investors who buy shares in companies that they calculate to be selling below their intrinsic value. This is determined through detailed financial and industrial analysis, combined with a valuation approach that focuses on both stockmarket and corporate worth.

### Investment performance (annualised total returns)

Growth (%)	1m	3m	12m	3y	5y	Launch
Unit price	1.3	0.9	7.3	9.1	8.7	11.1
DNSCI (XIC)	1.0	2.2	12.7	10.8	6.3	9.3

Notes: 1m & 3m returns not annualised; Launch date = 20 Mar 91; Unit price = Cancellation price of the Fund's Accumulation units.



### Monthly investment commentary: December

UK equities rallied in December to close a buoyant year for stockmarkets. Continuing the trend seen through much of 2025, larger companies out-performed. The FTSE All-Share rose by 2.2%, while the Fund's benchmark, the DNASCI (XIC), gained 1.0%. The Fund was up 1.3%, supported by favourable conditions for value and "smaller small" companies, reflecting its greater exposure to the lower end of the market cap spectrum within the benchmark.

Among positive performers, **ZIGUP** interim results were robust and the company targets further cost savings across its UK van rental fleet through a new efficiency programme. **Jupiter Fund Management** continued its strong share price performance as entrenched negative sentiment is challenged by signs of stabilisation in its fund flows. Elsewhere, **Ecora Resources** benefitted from rising commodity prices amongst its basket of mining royalties that include cobalt and copper.

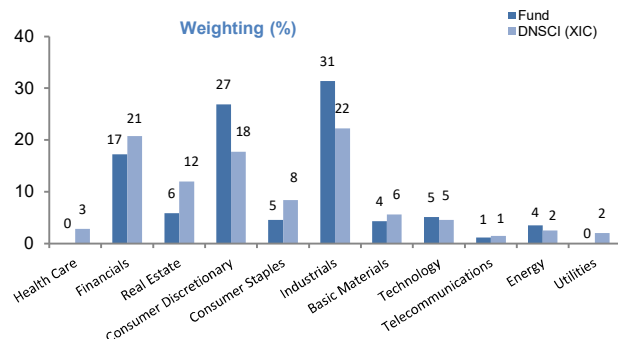
Turning to the negatives, **Card Factory** warned on its profit outlook for the important Christmas period, citing weak high street footfall and continued pressures on consumer budgets. **TT Electronics** fell after its proposed acquisition by Cior Technologies drew criticism from its largest shareholder. **NCC** was weak after results, despite improving momentum in its cyber security business and an on-going strategic review.

Not holding AJ Bell, Ceres Power and Spire Healthcare contributed positively to relative returns. In contrast, the strong performance of non-holdings Hochschild Mining and SSP was a drag.

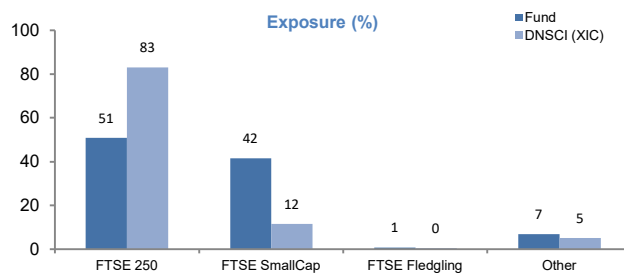
### Top 10 equity investments

Name	Activity	%
CMC Markets	Financial derivatives trading platform	3.0
Jupiter Fund Management	Investment manager	2.9
ZIGUP	Van rental	2.7
Marstons	Pub operator	2.6
Wilmington	Business information and training	2.6
Galliford Try Holdings	Building and infrastructure contractor	2.5
Senior	Aerospace and automotive engineering	2.5
Rathbones Group	Wealth management	2.5
Vesuvius	Metal flow engineering	2.4
Morgan Advanced Materials	Manufacturer of carbon and ceramic materials	2.3

## Sector exposure



## Size exposure



## Dealing & pricing information

Deals in the Fund normally take place every business day between 9.00am and the Valuation Point that day - usually 4.30pm. Orders may be placed by calling the Fund's Dealing Line on 0345 608 0940 or contacting Aberforth using the details in the Subscribe & contact section.

The dealing spread shown in the Fees & charges section is the difference between the Issue and Cancellation prices and reflects the underlying spread on the Fund's portfolio.

## Data sources & calculations

All data supplied by Aberforth, except DNSCI (XIC) data (from Deutsche Numis/Paul Marsh and Elroy Dimson – London Business School) and FTSE data (from FTSE International Limited).

Performance returns are total returns after all expenses and assume reinvestment of dividends. Yield is based on the Fund's trailing 12 months' dividends. Active share is a measure of how the Fund's portfolio differs from the DNSCI (XIC). Small companies are represented by the DNSCI (XIC).

## Standardised past performance

Discrete total return performance over 12 month periods to 31 December 2025:

Growth (%)	2025	2024	2023	2022	2021
Unit price	7.3	11.8	8.3	-10.0	30.0
DNSCI (XIC)	12.7	9.5	10.1	-17.9	21.9

Notes: the table above is updated on a calendar quarter basis in accordance with the Financial Conduct Authority's regulations; Unit price = Cancellation price of the Fund's Accumulation units.

## Security codes & other information

Acc units	Inc units	Other information
SEDOL: 0007272	SEDOL: B2N9GS7	Launched: 20 Mar 91
ISIN: GB0000072727	ISIN: GB00B2N9GS70	Next year-end: 31 Dec 26
MEXID: HIUKSC	MEXID: HIUKSI	LEI: 213800ONHC5DGL7RPF30

## Subscribe & contact

If you wish to subscribe to this Factsheet, or have any queries regarding its content, please contact Aberforth's Investor Support team:

(T) 0131 220 0733

(E) [investors@aberforth.co.uk](mailto:investors@aberforth.co.uk)

## Risk warnings

Capital may be at risk as the value of investments may go down as well as up and is not guaranteed; therefore investors may not get back the amount originally invested. Past performance is not a guide to future performance, nor a reliable indicator of future results or performance.

Investments in shares of smaller companies are generally considered to carry a higher degree of risk as the market for their shares may be less liquid than that for shares of larger companies, making shares of smaller companies more difficult to buy and sell.

The performance of shares of smaller companies may be more volatile than the shares of larger companies over short time periods; therefore investors should regard such investments as long term.

There can be no guarantee that the investment objective of the Fund will be achieved or provide the returns sought by the Fund.

An investment in the Fund is only suitable for investors who are capable of evaluating the merits and risks of such an investment and who have sufficient resources to be able to bear any losses which may arise from such an investment (which may be equal to the whole amount invested). Such an investment should be regarded as long term in nature and complementary to existing investments in a range of other financial assets and should not form a major part of an investment portfolio.

The dealing spread of the Fund, which represents the difference between the buying and selling prices, will have an impact on the realisable value of any investment made in the Fund, particularly in the short term. To mitigate the impact of capital erosion, investors should regard investments in the Fund as long term.

Further information on the Fund, including the Key Investor Information Document, is available on request or via the Aberforth website [www.aberforth.co.uk](http://www.aberforth.co.uk).

**Neither Aberforth Partners LLP or Aberforth Unit Trust Managers Limited provide retail investors with investment advice.**

**This document has been issued for information purposes only. It does not contain any investment recommendations or an invitation to invest in the Fund. Investors should seek advice from an authorised financial adviser prior to making investment decisions.**

**Aberforth Partners LLP and Aberforth Unit Trust Managers Limited are authorised & regulated by the Financial Conduct Authority in the UK.**

FTSE® is a trade mark of the London Stock Exchange Group companies and is used by FTSE International Limited under licence. All rights in the FTSE indices and/or FTSE ratings vest in FTSE and/or its licensors. Neither FTSE nor its licensors accept any liability for any errors or omissions in the FTSE indices and/or FTSE ratings or underlying data and no party may rely on any FTSE indices, ratings and/or underlying data contained in this communication. No further distribution of FTSE data is permitted without FTSE's express written consent. FTSE does not promote, sponsor or endorse the content of this communication.