



Aberforth Split Level Income Trust plc

Monthly Factsheet

31 March 2023

Fund structure

The Fund is a split capital investment trust – a type of investment company, or collective investment fund – with Premium (Ord) & Standard (ZDP) share listings on the Main Market of the London Stock Exchange.

Manager: Aberforth Partners

The Fund is managed by Aberforth's investment team of six fund managers:

Sam Ford	Jeremy Hall
Euan Macdonald	Rob Scott Moncrieff
Peter Shaw	Christopher Watt

Further information on the investment team is available at www.aberforth.co.uk.

Investment universe: NSCI (XIC)

The Fund's primary investment universe is the Numis Smaller Companies Index (excluding Investment Companies). This index is rebalanced every January and its profile at the date of this Factsheet was:

Number of companies	344
Total market value	£138bn
Largest constituent	£2.2bn
Largest constituent if index rebalanced at Factsheet date	£1.7bn

Key Fund information

Total investments	£201m
Number of investments	66
Active share	78.3%
Gearing - ZDP shares	£58m
Net gearing	38.5%
Total net assets	£145m
Ord share NAV	76.36p
Ord share price	70.70p
Ord discount/(premium)	7.4%
ZDP share NAV (Accounts basis)	121.75p
ZDP share price	119.50p
ZDP discount/(premium)	1.8%

Fees & charges

Management fee* (12m to 30 Jun 22)	1.02%
Performance fee	None
Ongoing charges (at 30 Jun 22 & includes Management fee)	1.21%

* Further details of the Management fee are available at www.aberforth.co.uk.

Yield & dividends (Ord)

Yield	6.4%
1 st interim dividend (paid 8 Mar 23)	1.70p
2 nd interim dividend (paid 26 Aug 22)	2.79p
Special dividend (paid 26 Aug 22)	0.25p

Objective

The Fund's objective is to provide Ordinary (Ord) shareholders with a high level of income, with the potential for income and capital growth, and to provide Zero Dividend Preference (ZDP) shareholders with a pre-determined final capital entitlement of 127.25p per ZDP share on the planned winding up date of 1 July 2024.

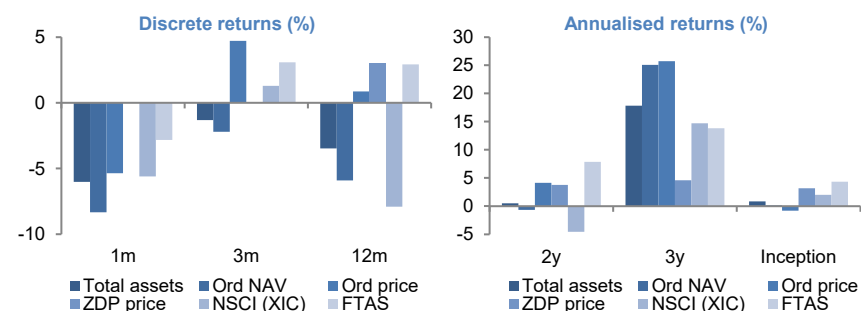
Investment style: Value

Aberforth are value investors who buy shares in companies that they calculate to be selling below their intrinsic value. This is determined through detailed financial and industrial analysis, combined with a valuation approach that focuses on both stockmarket and corporate worth.

Investment performance (annualised total returns)

Growth (%)	1m	3m	12m	2y	3y	Inception
Total assets	-6.0	-1.3	-3.5	0.5	17.8	0.8
Ord NAV	-8.3	-2.2	-5.9	-0.7	25.1	0.1
Ord price	-5.4	4.7	0.9	4.1	25.7	-0.8
ZDP price	0.0	0.0	3.0	3.8	5.8	3.1
NSCI (XIC)	-5.6	1.3	-7.9	-4.6	14.7	2.0
FTAS	-2.8	3.1	2.9	7.9	13.8	4.3

Notes: 1m & 3m returns not annualised; Inception = 30 Jun 17; FTAS = FTSE All-Share Index.



Monthly investment commentary: March

The spectre of banking crisis haunted markets in March. The failure of Silicon Valley Bank and the hurried sale of Credit Suisse to UBS prompted a sell-off in risk assets. The Federal Reserve reacted by reinjecting liquidity into markets and government bond yields fell across the curve. The damage to share prices was limited by anticipation that these events could herald the end of monetary tightening. Large companies proved relatively resilient, with the FTSE All-Share down by 2.8%. Small companies and the value style were more affected. The NSCI (XIC) fell by 5.6% and the Fund by 6.0%.

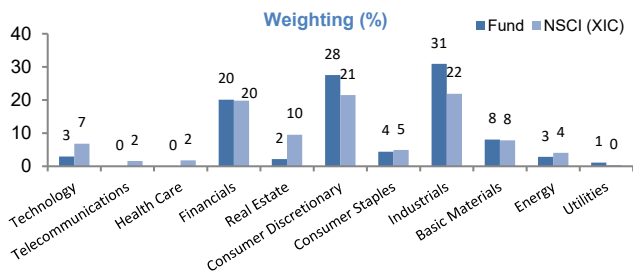
Turning to stocks, **Wincanton** (logistics provider) announced the loss of a large and profitable contract with HMRC, which had been won on favourable terms during the pandemic. **CMC Markets** (derivatives dealer) also warned on profits, having stated in January that results would meet expectations. Recent trading has seen lower equity volumes and a higher proportion of lower margin business. Meanwhile, there was no news on two of the larger holdings, **Redde Northgate** (van rental) and **Wilmington** (business training and publishing), but their share prices sold off in March following a period of strong performance.

Moneysupermarket.com (price comparison) was a positive contributor to fund performance, its share price continuing to benefit from February's final results. **Energean** (oil & gas) performed well into the end of March after the announcement that BP and the Abu Dhabi National Oil Company are to enter the East Mediterranean by taking NewMed Energy private. This transaction shines a favourable light on Energean's asset base and valuation.

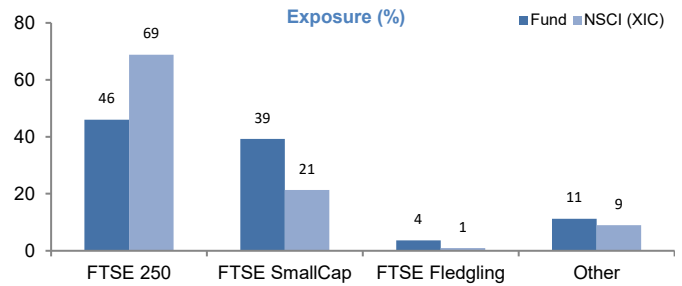
Top 10 equity investments

Name	Activity	%
Rathbones Group	Private client fund manager	3.5
Centamin	Gold miner	3.4
Morgan Advanced Materials	Manufacture of carbon & ceramic materials	3.3
Redde Northgate	Van rental	3.2
Vesuvius	Metal flow engineering	3.1
Wilmington	Business publishing & training	2.8
Bloomsbury Publishing	Independent publishing house	2.6
Conduit Holdings	Bermuda based (re)insurer	2.4
FirstGroup	Bus & rail operator	2.4
Energean	Oil & gas exploration and production	2.2

Sector exposure



Size exposure



Gearing

The Fund's Ord shares are geared by the capital entitlement of the ZDP shares which will rise continuously until the planned winding up date of 1 July 2024. The net gearing figure shown in the Key Fund information section is the percentage by which the total value of investments exceeds the total net assets.

Hurdle rates & redemption yields

The Fund's latest hurdle rates and redemption yields are available from the ZDP Analytics section of the AIC website at www.theaic.co.uk.

Data sources & calculations

All data supplied by Aberforth, except NSCI (XIC) data (from Numis/Paul Marsh and Elroy Dimson – London Business School) and FTSE data (from FTSE International Limited).

Performance returns are total returns after all expenses and assume reinvestment of dividends. Yield is based on the Fund's trailing 12 months' dividends (excluding Specials). Active share is a measure of how the Fund's portfolio differs from the NSCI (XIC). Small companies are represented by the NSCI (XIC). Large companies are represented by the FTAS.

Risk warnings

Investments in shares of smaller companies are generally considered to carry a higher degree of risk as the market for their shares may be less liquid than that for shares of larger companies, making shares of smaller companies more difficult to buy and sell.

The performance of shares of smaller companies may be more volatile than the shares of larger companies over short time periods; therefore investors should regard such investments as long term.

There can be no guarantee that the investment objective of the Fund will be achieved or provide the dividends and returns sought by the Fund.

An investment in the Fund is only suitable for investors who are capable of evaluating the merits and risks of such an investment and who have sufficient resources to be able to bear any losses which may arise from such an investment (which may be equal to the whole amount invested). Such an investment should be regarded as long term in nature and complementary to existing investments in a range of other financial assets and should not form a major part of an investment portfolio.

An investment trust is a public limited company, the shares of which are traded on the Main Market of the London Stock Exchange. Accordingly, the ability of shareholders to sell their shares will be dependent on the market price of the shares. The shares may trade at a discount or premium to their net asset value.

Investment trusts may borrow money in order to make further investments. This is known as gearing. The effect of gearing can enhance returns to shareholders in rising markets but will have the opposite effect on returns in falling markets.

The Fund's Ordinary shares (Ords) are geared by the Zero Dividend Preference shares (ZDPs) and rank for repayment of capital after the ZDPs and any creditors of the Fund. A positive net asset value for the Ords will be dependent upon the Fund's assets being sufficient to meet the prior capital entitlements of the holders of the ZDPs. The Ords should therefore be regarded as carrying above average risk. The ZDPs are not a protected or guaranteed investment. In particular, should the Fund be wound up prior to its planned winding up date, holders of ZDPs would only receive their accrued capital entitlement to the date of winding up - which would be less than the final anticipated capital entitlement of the ZDPs.

Aberforth Partners LLP does not provide retail investors with investment advice.

This document has been issued for information purposes only. It does not contain any investment recommendations or an invitation to invest in the Fund. Investors should seek advice from an authorised financial adviser prior to making investment decisions.

FTSE® is a trade mark of the London Stock Exchange Group companies and is used by FTSE International Limited under licence. All rights in the FTSE indices and/or FTSE ratings vest in FTSE and/or its licensors. Neither FTSE nor its licensors accept any liability for any errors or omissions in the FTSE indices and/or FTSE ratings or underlying data and no party may rely on any FTSE indices, ratings and/or underlying data contained in this communication. No further distribution of FTSE data is permitted without FTSE's express written consent. FTSE does not promote, sponsor or endorse the content of this communication.

Security codes & other information

Ord shares	ZDP shares	Other information
SEDOL: BYPBD39	SEDOL: BYPBD51	Launched: 3 Jul 17
ISIN: GB00BYPBD394	ISIN: GB00BYPBD519	Next year-end: 30 Jun 23
TIDM: ASIT	TIDM: ASIZ	LEI: 21380013QYW082NZV529
Shares in issue: 190,250,000	Shares in issue: 47,562,500	Planned winding-up: 1 Jul 24
Market value: £135m	Market value: £57m	

Subscribe & contact

If you wish to subscribe to this Factsheet, or have any queries regarding its content, please contact Aberforth's Investor Support team:

(T) 0131 220 0733

(E) investors@aberforth.co.uk